

Description:

20 AWG stranded (7x28) TC conductors, polyethylene insulation, twisted pair, overall Beldfoil® shield (100% coverage), 20 AWG stranded TC drain wire, PVC jacket.

Physical Characteristics (Overall)

Conductor

AWG:

# Pairs	AWG	Stranding	Conductor Material
1	20	7x28	TC - Tinned Copper

Insulation

Insulation Material:

Insulation Material	Wall Thickness (in.)
PE - Polyethylene	.016

Outer Shield

Outer Shield Material:

Outer Shield Trade Name	Type	Outer Shield Material	Coverage (%)
Beldfoil®	Tape	Aluminum Foil-Polyester Tape w/Shorting Fold	100

Outer Shield Drain Wire AWG:

AWG	Stranding	Drain Wire	Conductor Material
20	7x28		TC - Tinned Copper

Outer Jacket

Outer Jacket Material:

Outer Jacket Material	Nom. Wall Thickness (in.)
PVC - Polyvinyl Chloride	.028

Overall Cabling

Overall Nominal Diameter: 0.204 in.

Pair

Pair Color Code Chart:

Number	Color
1	Black & Clear

Pair Lay Length & Direction:

Lay Length (in.)	Twists/ft. (twist/ft)
1.500	8.000

Mechanical Characteristics (Overall)

Operating Temperature Range:	-20°C To +60°C
UL Temperature Rating:	60°C (UL AWM Style 2092)
Bulk Cable Weight:	21.200 lbs/1000 ft.
Max. Recommended Pulling Tension:	46 lbs.
Min. Bend Radius (Install)/Minor Axis:	2 in.

Applicable Specifications and Agency Compliance (Overall)

Applicable Standards & Environmental Programs

NEC/(UL) Specification:	CM
CEC/C(UL) Specification:	CM
AWM Specification:	UL Style 2092 (300 V 60°C)
EU CE Mark:	Yes
EU Directive 2000/53/EC (ELV):	Yes
EU Directive 2002/95/EC (RoHS):	Yes
EU RoHS Compliance Date (mm/dd/yyyy):	01/01/2004
EU Directive 2002/96/EC (WEEE):	Yes
EU Directive 2003/11/EC (BFR):	Yes
CA Prop 65 (CJ for Wire & Cable):	Yes
MII Order #39 (China RoHS):	Yes

Flame Test

UL Flame Test:	UL1685 UL Loading
----------------	-------------------

Plenum/Non-Plenum

Plenum (Y/N):	No
---------------	----

Electrical Characteristics (Overall)

Nom. Characteristic Impedance:

Impedance (Ohm)
56

Nom. Inductance:

Inductance (µH/ft)
.18

Nom. Capacitance Conductor to Conductor:

Capacitance (pF/ft)
27

Nom. Capacitance Cond. to Other Conductor & Shield:

Capacitance (pF/ft)
49

Nom. Conductor DC Resistance:

DCR @ 20°C (Ohm/1000 ft)
9.5

Max. Operating Voltage - UL:

Voltage
300 V RMS

Max. Recommended Current:

Current
3.9 Amps per conductor @ 25°C

Put Ups and Colors:

Item #	Putup	Ship Weight	Color	Notes	Item Desc
8762 060U1000	1,000 FT	23.000 LB	CHROME		2 #20 PE FS PVC
8762 060U500	500 FT	12.500 LB	CHROME		2 #20 PE FS PVC
8762 060100	100 FT	2.900 LB	CHROME		2 #20 PE FS PVC
8762 0601000	1,000 FT	23.000 LB	CHROME	C	2 #20 PE FS PVC
8762 06010000	10,000 FT	240.000 LB	CHROME	C Y	2 #20 PE FS PVC
8762 0602000	2,000 FT	46.000 LB	CHROME	C	2 #20 PE FS PVC

8762 Multi-Conductor - Single-Pair Cable

8762 060250	250 FT	6.250 LB	CHROME		2 #20 PE FS PVC
8762 060500	500 FT	12.000 LB	CHROME	C	2 #20 PE FS PVC

Notes:

C = CRATE REEL PUT-UP.

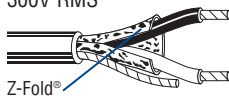
Y = FINAL PUT-UP LENGTH MAY VARY -10% TO +20% FROM LENGTH SHOWN.MAY CONTAIN 2 PIECES. MINIMUM LENGTH OF ANY ONE PIECE IS 1500'.

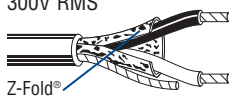
Overall Beldfoil® Shield


Audio, Control and Instrumentation Cables
Plenum-Rated and Non-Plenum


Description	Part No.	UL NEC/ C(UL) CEC Type	No. of Pairs	Color Code	Standard Lengths		Standard Unit Weight		Insulation Thickness		Jacket Thickness		Nominal OD		Nominal Capacitance			
					Ft.	m	Lbs.	kg	Inch	mm	Inch	mm	Inch	mm	* pF/ Ft.	* pF/ m	** pF/ Ft.	** pF/ m

22 AWG Stranded (7x30) TC Conductors • Twisted Pair • Overall Beldfoil Shield (100% Coverage) • 22 AWG Stranded TC Drain Wire

Plenum • FEP Insulation • Red FEP Jacket																				
 <p>Z-Fold®</p>	300V RMS	88761	NEC:	1	Black,	100†	30.5	2.7	1.2	.006	.15	.014	.36	.119	3.02	35	115	67	220	
			CMP		Red	U-500†	U-152.4	7.5	3.4											
			CEC:				500†	152.4	7.5	3.4										
			CMP FT6				U-1000†	U-304.8	15.0	6.8										
							1000†	304.8	12.0	5.4										


Plenum • FEP Insulation • Red Fluorocopolymer Jacket																				
 <p>Z-Fold®</p>	300V RMS	87761	NEC:	1	Black,	500†	152.4	7.0	3.2	.006	.15	.014	.36	.116	2.95	35	115	67	220	
			CMP		Red	1000†	304.8	11.0	5.0											
			CEC:																	
			CMP FT6																	

Plenum • FEP Insulation • Natural Flamarrest® Jacket																			
 <p>Z-Fold®</p>	300V RMS	82761	NEC:	1	Black,	U-500†	U-152.4	7.0	3.2	.006	.15	.014	.36	.116	2.95	35	115	67	220
			CMP		Red	U-1000†	U-304.8	14.0	6.4										
			CEC:				1000†	304.8	11.0	5.0									
			CMP FT6																

Plenum • FEP Insulation • Flamarrest Jacket (Black, Gray, Brown, Red, Orange, Yellow, Green, Blue, Purple or White)																			
	300V RMS 60°C	9451P <small>new</small>	NEC:	1	Black,	U-1000	U-304.8	15.0	6.8	.007	.18	.017	.43	.127	3.23	35	115	67	220
			CMP		Red	5000	1524.0	75.0	34.0										
			CEC:																
			CMP FT6																

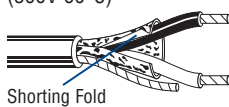
The jacket and shield are bonded so both can be removed on automatic stripping equipment. Drain wire is inside foil shield.


22 AWG Stranded (19x34) TC Conductors • Dual Twisted Pairs • Overall Beldfoil Shield (100% Coverage) • 24 AWG Stranded TC Drain Wire

PVC Insulation • PVC Jacket in Zip-Cord Construction (Red & Green, Red & Black, Red & Purple or Red & Gray)																			
	Stereo Audio 150V RMS	1504A	NEC:	2	Black,	U-1000	U-304.8	32.0	14.5	.010	.25	.020	.51	.143	3.63	57	187	100	328
			CM		Red	2000††	609.8	64.0	29.0					x	x				
			CEC:												.286	7.26			
			CM																

††2000 ft. put-up available in Red & Gray or Red & Green only.
The jacket and shield are bonded so both can be removed on automatic stripping equipment. Drain wire is inside foil shield.

20 AWG Stranded (7x28) TC Conductors • Twisted Pair • Overall Beldfoil Shield (100% Coverage) • 20 AWG Stranded TC Drain Wire

Polyethylene Insulation • Chrome PVC Jacket																				
 <p>Shorting Fold</p>	UL AWM Style 2092 (300V 60°C)	8762	NEC:	1	Black,	100	30.5	3.2	1.5	.016	.41	.028	.71	.204	5.18	27	89	49	161	
			CM		Clear	250	76.2	6.3	2.8											
			CEC:				U-500	U-152.4	12.0	5.5										
			CM				500	152.4	12.0	5.5										
							U-1000	U-304.8	23.0	10.5										
							1000	304.8	23.0	10.5										
							2000	609.6	46.0	20.9										

	UL AWM Style 2092 (300V 60°C)	9464	NEC:	1	Black,	U-500	U-152.4	17.0	7.7	.016	.41	.035	.89	.214	5.44	27	89	49	161
			CM		Clear	U-1000	U-304.8	32.0	14.5										
			CEC:																
			CM																

The jacket and shield are bonded so both can be removed on automatic stripping equipment. Drain wire is on the inside of foil shield.

TC = Tinned Copper

*Capacitance between conductors.

**Capacitance between one conductor and other conductors connected to shield.

†Spools and/or UnReel® cartons are one piece, but length may vary ±10% for spools and ±5% for UnReel from length shown.